

## FELADATOK

## EXERCISES

### A2

#### I. AUTENTIKUS OLVASOTT SZÖVEG ÉRTÉSE READING COMPREHENSION

##### Preventing Accidents

When children are very young they completely depend on adults to keep an eye on them and remove dangers. as they grow older, adults help them learn to avoid dangers for themselves.

More than one million children die each year from accidents such as vehicle crashes, fires and burns, drowning, poisoning and falls. With extra care, most of these accidents are preventable.

**Vehicles.** Accidents involving cars are the greatest cause of child deaths. Many accidents also occur when children ride bicycles.

Prevention tips:

Always strap a smaller child into a car seat or booster seat and make an older child wear a seat belt.

Teach children to follow traffic rules, especially those who ride bicycles

Make sure children wear bicycle helmets.

**Fires and Burns.** House fires and other burns are responsible for nearly half of all deaths in children.

Prevention tips:

Keep matches and lighters away from children.

Keep a fire extinguisher in the kitchen.

Turn pot handles towards the back of the stove.

**Fears** Children can be afraid of anything, such as the dark and dogs. They may think of dangers they have never seen. Don't make fun of a child's fears or tell her they are not real. They are very real to her, so let her talk about them.

**Responsibility.** Preschoolers want to please adults. They are beginning to understand that adults praise certain behaviour such as cleaning up their rooms. They can do the chores such as picking up their toys and setting the table. They can also learn good manners, such as saying 'please' and 'thank you'.

**Strangers.** The preschool years are good time to tell children about strangers. Children can go to places with some familiar people, but it is not safe to go with others. They must learn which people are safe to go with. If a stranger offers a ride in a vehicle they must say no.

### Task 1.

#### Match the words with their definitions

word	definition
1. remove	a.) something bad that happens, that is not expected or intended and that often damages something or injures someone
2. adult	b.) to stop something happening or someone doing something
3. accident	c.) a belt that is fastened around you when you are travelling in a vehicle or aircraft and holds you in your seat, in order to reduce the risk of being injured in an accident
4. prevent	d.) something that is your job or duty to deal with
5. drowning	e.) to take something or someone away from somewhere, or off something
6. seat belt	f.) the way that someone behaves
7. responsibility	g.) death caused by being underwater and not being able to breathe
8. behaviour	h.) a person or animal that has grown to full size and strength

**Task 2.**

**Read and mark the sentence with letter A if it is true according to the text. Mark it with letter B if it is false. Mark it with letter C if there is not enough information in the text to decide if the sentence is true or not.**

1. Adults are responsible for keeping an eye on young children to avoid danger.
2. Many accidents are related to travelling by car.
3. Children are not afraid of anything.
4. Preschoolers are able to do some household duties.
5. Children are advised to learn good manners before going to school.

## II. ÖNÉLETRAJZ ÉS MOTIVÁCIÓS LEVÉL CURRICULUM VITAE (CV) AND COVER LETTER

### CV tasks

#### Task 1

Read Julia Thomas's CV and match the headings a-f with the parts of the CV 1-6.

- Education
- Personal Skills
- Work Experience
- References
- Personal Information
- Interests

<i>Curriculum</i>	<i>Vitae</i>
1.	
Name: Julia Stone	
Address: 7 Rock St, Houston, Texas, US, 562748 RL	
Telephone: Home:0274927566 Mobile: 0693773561	
E-mail: jstone75@yahoo.com	
Date of birth: 09.08.1975	
2.	
2009 – present Child Care Teacher at Children Village Park (Houston)	
<ul style="list-style-type: none"><li>- education, training, protection of the health and physical development of the child</li><li>- providing of a healthy lifestyle</li></ul>	

2006 – 2009	Child Care Assistant at Rainbow Nursery School (Houston) <ul style="list-style-type: none"><li>- office work</li><li>- organised special events for children and parents</li></ul>
3.	
2002 – 2004	Dallas University <ul style="list-style-type: none"><li>- certificate in first aid and CPR</li></ul>
1997 – 2002	Houston University <ul style="list-style-type: none"><li>- degree in early childhood education</li></ul>
4.	
	<ul style="list-style-type: none"><li>- Perfect communication skills</li><li>- Good team player</li><li>- Ability to work under pressure</li><li>- Good at problem solving</li><li>- Patience, flexibility and love for children</li><li>- Advanced user of MS Word, Excel and Outlook programs</li></ul>
5.	
Travelling, learning about different languages and cultures	
6.	
Available upon request	

## Task 2

**Read what Jessica says about herself and write the Personal Information and Personal Skills part of the CV.**

### Curriculum Vitae

*I am Jessica Hopkins and I was born on 6th September 1984. I live at 33 Rock Road, my phone number is 06183663672567 and my e-mail address is [jhope84@yahoo.com](mailto:jhope84@yahoo.com).*

*I would like to apply for your job because I believe I am suitable to be a child care teacher in your kindergarten. Unfortunately I have not got any experiences, I am a beginner. I am fluent in English, German and French. Finally, I am good at computers and I am very good at communicating with people especially with children, I love them very much.*

#### PERSONAL INFORMATION:

---

---

---

---

---

#### PERSONAL SKILLS:

---

---

---

---

---

## Cover letter task

In a cover letter you should give the main information about you briefly, you should write about your jobs, educations and skills.

Put the words in the correct groups.

childcare teacher	training in childcare	good team player
communication skills	good at problem solving	ability to work under pressure
childcare assistant	patience, flexibility and love for children	certificate in first aid and CPR
degree in early childhood education	childcare worker	
<b>JOBS</b>	<b>EDUCATIONS</b>	<b>SKILLS</b>

### III. SMALL TALK: ÁLLÁSINTERJÚ ÉS SZITUÁCIÓ SMALL TALK: JOB INTERVIEW AND SITUATION

#### **Job interview**

You are going to apply for a babysitter job abroad. Please answer the parent's following interview questions.

What do you enjoy about working with children?

What qualities will you bring to our nursery?

Are you capable of working in a team?

Can you talk to us a little about your experience?

What aged children have you worked with before?

#### **Situation**

You are a babysitter and decided to take the children to the nearest playground. The kids are happily running around and trying the swing first. One of them loses his balance, falls down on the ground and hits his face and head.

What do you do? Call the parents and tell them what happened.








#### IV. MUNKAVÉDELEM SAFETY SIGNS

There are different kinds of **safety signs**. Each kind is coded by **colour** and **shape**.



Look at the examples below.

Prohibition signs	Hazard signs	General safety signs
		
Mandatory signs	Fire safety signs	
		

**Task 1. What sort of sign would you use? Match the signs with the statements.**



1. Water from this tap is very hot

2. This is the fire alarm button

3. Wear protective gloves

4.. This way to the exit

5. No dogs allowed

**Task 2.**

Read fire notice and decide whether the statements below are **True (A)** or **False (B)** or **Not stated (C)** in the text.

**In case of fire!**

Fire kills, often very quickly. It is important to know exactly what to do if a fire breaks out.

Lives may depend on it. Read the fire notice below then answer the questions.

**Fire Action**

1. If you find a fire, do not try to put it out yourself.
2. Break the cover on the nearest alarm button and press it hard. All staff should know where these are.
3. Dial 999 to call the fire brigade.
4. Leave by the nearest exit.

5. Close all the doors.
6. Assist any service users near you.
7. Go to the assembly point.
8. Do not stop to collect belongings.
9. Do not go back into the building until you have been told it is safe to do so.

According to this fire notice, are the statements below **True (A)** or **False (B)** or **Not stated (C)** in the text?

- a. If you discover a fire, first try to extinguish it. \_\_\_\_\_
- b. Shut all the doors. \_\_\_\_\_
- c. Press the alarm gently – so as not to damage it. \_\_\_\_\_
- d. Do not leave the building until all the service users are safe. \_\_\_\_\_
- e. You can get out through a window. \_\_\_\_\_
- f. Take anything important with you. \_\_\_\_\_
- g. Once out, find somewhere safe to wait. \_\_\_\_\_
- h. Return to the building when you think it is safe. \_\_\_\_\_

## V. SZÓSZEDET VOCABULARY

### Reading

1. prevent = megelőz
2. preventable = megelőzhető
3. accident = baleset
4. remove = eltávolít
5. fasten the seat belt = bekapcsolni a biztonsági övet
6. responsibility = felelősség
7. behavio(u)r = viselkedés
8. avoid = elkerülni
9. burn = égés
10. cause = okoz
11. helmet = sisak

### Curriculum vitae

12. apply for a job = jelentkezni egy munkára
13. qualifications = végzettségek, képesítések
14. degree = fokozat, diploma
15. driving licence = jogosítvány, vezetői engedély
16. overtime = túlóra
17. personal skills = személyes készségek, jellemzők
18. interest = érdeklődés
19. knowledge = tudás, ismeret

### Cover letter

20. ability to work under pressure = képessége a nyomás alatti munkának
21. childcare assistant = gyermekgondozó
22. childcare teacher = óvónő, képesített gyermekgondozó

23. childcare worker = gyermekgondozó
24. communication skills = kommunikációs készség
25. degree in early childhood education = képesítés koragyermekkorából
26. training in childcare = gyermeknevelő képzés
27. good at problem solving = jó probléma megoldó
28. patience = türelem
29. flexibility = rugalmasság
30. love for children = gyermekek szeretete
31. good team player = jó csapatjátékos
32. certificate in first aid and CPR = elsősegély és újra élesztés bizonyítvány
33. job = munka
34. education = oktatás
35. skill = készség, képesség
36. job advert/advertisement = álláshirdetés

### Small talk

37. abroad = külföld
38. job interview = állásinterjú
39. qualities = tulajdonságok
40. be capable of = képes, alkalmas valamire
41. experience = gyakorlat, tapasztalat
42. decide = eldönteni
43. take = vinni
44. playground = játszótér
45. swing = hinta
46. lose the balance = elveszíteni az egyensúlyt
47. accident = baleset
48. injury = sérülés
49. bleeding = vérzés

50. plaster = sebtapasz

51. headache = fejfájás

### **Safety signs**

52. safety sign = biztonsági jelzés

53. shape = alak

54. warning = figyelmeztetés

55. prohibition = tiltás

56. hazard = veszély

57. mandatory = kötelező

58. fire alarm button = tűzjelző

59. protective gloves = védőkesztyű

60. in case = vmi esetén

## VI. FELHASZNÁLT FORRÁSOK

### SOURCES

#### **Reading:**

English for Child Care – Language Skills for Parents and Providers by Marianne Brems and

J.H. Rosner

<https://www.slideshare.net/purplecast/english-for-child-care-language-skills-for-parents-and-providers-7497856?fbclid=IwAR2ubfZBmtDXxucjdt6AeW7e8-GdKPoGbnCK3b0ZeVI9VKFDxbD6RzLAJs0> slide 23, 24

2/8/2021

#### **Safety signs:**

<https://en.islcollective.com/english-esl-worksheets/material-type/fun-activities-and-games/safety-signs/9439>

8/8/2021